







Koppelman Gallery Floor Plan

-  Grid is 2
-  Light Track
-  8 Ceiling Anchors
-  8 Floor Outlets
-  3 Data Ports
-  9 Wall Outlets

1180 Square Feet

130' of Exterior Linear Wall Space

9 Movable Walls 96 x 48 x 8" each
(Adds 72' of Linear Wall Space)

Ceiling Height = 11' 4"

